



74 - 132 HP

# MF 4700, MF 5700 & MF 6700



**FROM MASSEY FERGUSON**

# MF 4700, MF 5700 & MF 6700

Setting New Standards. Extending Expectations

**THE NEW WORLD AND BRAND ICON** - As the most prestigious name in the farm machinery industry, Massey Ferguson excites the passions of professional farmers who love skilful engineering and iconic tractors.

Throughout the brand's history, Massey Ferguson tractors have symbolised the spirit of their times. Following its most emblematic predecessors: the black tractor, Ferguson Brown, TE20, world famous MF 35 and MF 65, MF 135, MF 165, MF 200 and MF 300 Series, the MF 4700, MF 5700 and MF 6700 are aiming to continue the remarkable saga of these MF icons of practical innovation to provide the modern equivalent for efficient operation in contemporary farming applications. These are modern pioneers offered to the world of farming – they are visionaries in their fields. They keep on going beyond the limits. These new ranges of straightforward and dependable tractors opens the world of farming to new horizons.

Massey Ferguson has always provided innovative, but practical solutions to the farmer's needs to answer the challenges of the time. These tractors continue this tradition by offering a highly modern, high performance, heavy duty and straightforward range of tractors that provide exceptional efficiency for every type of farmer all over the world.

With its entirely new - yet simple - design, manufactured in state of the art factories across the Globe, with efficient drivelines and high level of comfort, the MF 4700, MF 5700 and MF 6700 are definitely designed to be the new workhorse of the world.

**They really bring exceptional value for money for any sector!**

#### Massey Ferguson Design & Manufacturing

Stylish MF family look. Designed from the ground up, manufactured to state of the art standards. Built in the latest high-technology facilities.

#### A true tractor/loader combination

Your tractor can be specified fully loader-ready from factory to accept an MF loader.

#### AGCO Power Engines

Fuel efficient and powerful 3 or 4 cylinder engines compliant to the latest emissions standards.

#### New STANDARD in cab comfort

Packed with all new features for the tractor segment, 360° visibility including the new Visio roof option. Designed for your operating comfort.

#### Easy to operate

New, intuitive and ergonomic controls, your tractor will respond to your slightest command. If you recognise the driving feel, it's most likely similar to driving your car.

#### Hydraulics

Highly efficient two pump system as standard, ensures optimum efficiency when operating a number of services at the same time.

#### PTO

A choice between 540, 540E and 1000 PTO speed to power any modern implements.

#### 4WD front axles

Can be specified with electro-hydraulic engagement, rear differential lock and 4WD.

#### New & MODERN Transmissions

The 12X12 all new synchronised transmission is designed to give efficient power delivery with the minimum power absorption. Performance like no other tractor in the world.

#### Easy access to the operator's environment

You can get into the operator's environment from either the left or right side with great access up wide, well spaced steps.




Massey Ferguson Tractor Manufacturing Facility at Changzhou, China wins Chinese Factory of the Year Award 2018

## Changzhou Manufacturing Facility

Modern, state of the art manufacturing  
In-built reliability, integral reliability

Reliability is in our DNA. As part of its brand promise, Massey Ferguson is committed to delivering the highest quality at any time. Each component of the new MF 4700, MF 5700 and MF 6700 Series has been carefully designed, selected and assigned to the best manufacturing suppliers and has been assembled following the latest manufacturing technologies. All along the manufacturing process and before leaving the factory, our quality team carries out systematic checks to control every detail.

Everywhere you look, on everything you touch, there is this feeling of advanced, high quality engineering. On the bonnet and in the centre of the steering wheel you see the logo of a brand that you trust. You are about to begin some hard work, operating your new Massey Ferguson tractor for the first time. You don't know how it will be, but you have the feeling that this new workhorse won't let you down.



## MF 4700, MF 5700 and MF 6700 Series Driveline -

The definition of excellent design

Understated and yet probably the single most important part of any Massey Ferguson tractor is its driveline. Every component of the chassis has been designed to boast immense strength, a major factor in an agricultural tractor's overall performance. This modern design provides versatility, power, durability and outstanding capability to the MF 4700, MF 5700 and MF 6700 Series.

	MF 4707	MF 4708	MF 4709	MF 5709	MF 5710	MF 6711	MF 6712	MF 6713
Max Power @ 2000rpm (hp)	74	82	95	92	102	112	122	132
Max Torque @ 1500rpm	296	342	355	380	410	467	490	540
Transmission type	12x12 mechanical shuttle/ 12x12 power shuttle			12x12 power shuttle				
Engine type	3 cylinder AGCO Power 3.3L				4 cylinder AGCO Power 4.4L			
Version	Cab/Rops							
Wheelbase (mm)	2250			2430		2500		
Rear linkage capacity (kg)	3000			4300		5200		



### New AGCO power engine

Three cylinder 3.3 litre engines generate power from 74 - 95 hp, while the 4.4 l unit provides from 90 - 130hp. These turbo charged engines have a proven track record for performance and reliability in the MF 5600 and MF 5700 SL Series tractors.



### Common rail fuel system

State of the art common rail fuel system offers optimised injection pressures even at low engine speeds. (MF 4709 only)

### Mechanical Fuel Injection System

Meagre on fuel, low on noise. With low rated engine speed of only 2200rpm, not only is diesel use minimised, so to are noise and maintenance.

## Engine - The muscle to tackle any task

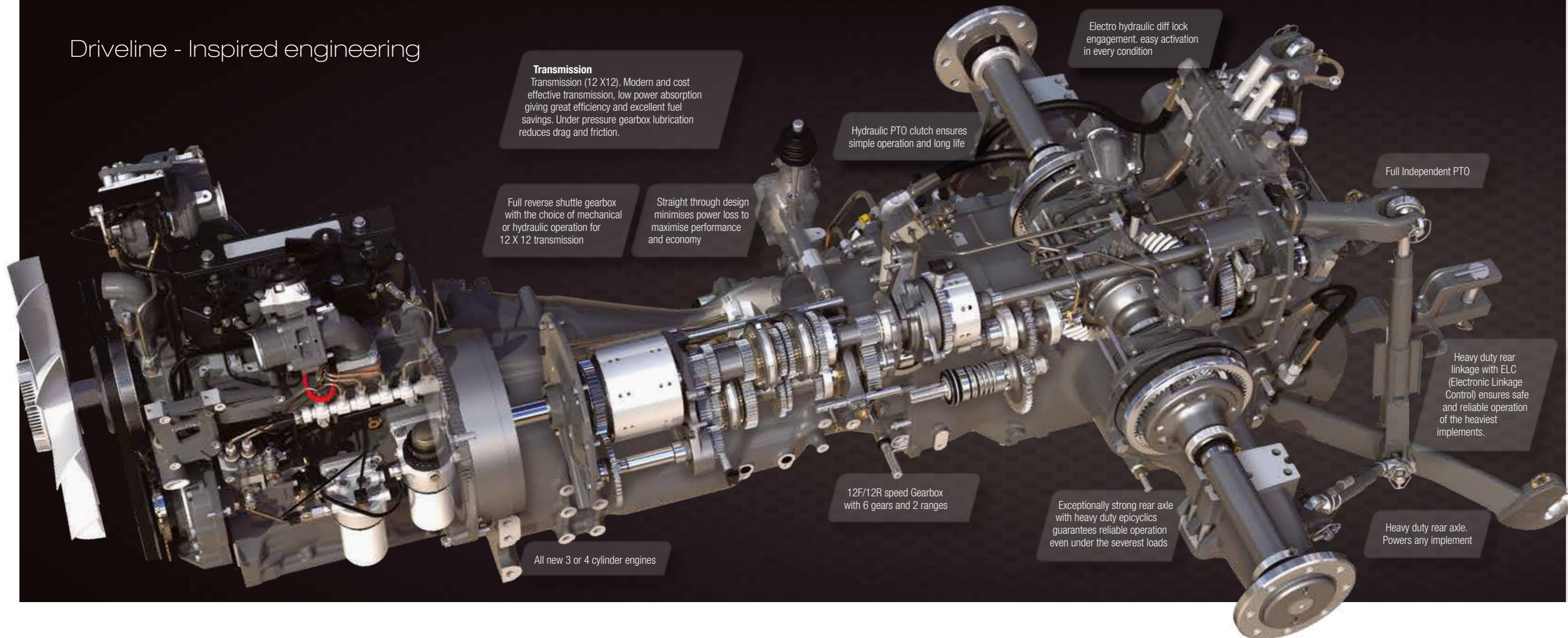
For Massey Ferguson and our team of engineers shaping and influencing the future has always offered an exciting challenge. By doing so we aim to offer highly efficient and powerful engines while minimising fuel consumption which can have a significant effect on your business's bottom line, as well as helping to meet the industry's environmental commitments.

Renowned for reliability, ruggedness and fuel economy, the 3.3-litre AGCO Power three-cylinder engine provides the heart of the MF 4700 Series, while the 4.4 litre AGCO Power four cylinder unit powers the MF 5700 and MF 6700 Series, delivering 90 to 130 hp. With both tractor and engine coming from the same manufacturer, you can be sure that product quality is on exactly the same level, while compatibility and efficiency cannot be bettered.

### Meagre on fuel, low on noise

The engines used in MF 4700, MF 5700 and MF 6700 Series tractors are all of a long stroke design that provides high levels of torque across a broad speed range. Maximum torque is achieved at low engine speeds: With a low rated engine speed of only 2000 revs/min, not only is diesel use minimised, but so too are noise and wear and tear, resulting in lower fuel bills and a more pleasant operator experience.

# Driveline - Inspired engineering



**Transmission**  
Transmission (12 X12). Modern and cost effective transmission, low power absorption giving great efficiency and excellent fuel savings. Under pressure gearbox lubrication reduces drag and friction.

Full reverse shuttle gearbox with the choice of mechanical or hydraulic operation for 12 X 12 transmission

Straight through design minimises power loss to maximise performance and economy

Hydraulic PTO clutch ensures simple operation and long life

Electro hydraulic diff lock engagement. easy activation in every condition

Full Independent PTO

Heavy duty rear linkage with ELC (Electronic Linkage Control) ensures safe and reliable operation of the heaviest implements.

12F/12R speed Gearbox with 6 gears and 2 ranges


Exceptionally strong rear axle with heavy duty epicyclics guarantees reliable operation even under the severest loads

Heavy duty rear axle. Powers any implement

All new 3 or 4 cylinder engines

# Wheelbase - choice


**MF 4700\* Platform**



**MF 4700\* Cab**




**MF 5700\*\* Platform**



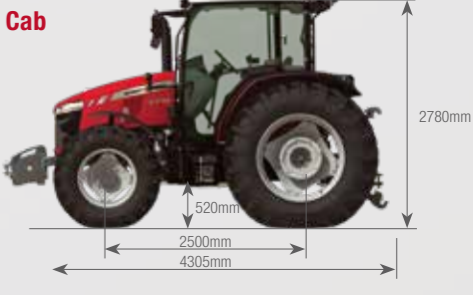
**MF 5700\*\* Cab**



**MF 6700^ Platform**



**MF 6700^ Cab**



\*Std value on 16.9 R 30 tyres  
 \*\*Std value on 16.9 R 34 tyres  
 ^Std value on 16.9 R 38 tyres

## Easy to operate and efficient 12x12 transmission

The MF 4700, MF 5700 and MF 6700 Series tractors feature an all-new synchronised transmission which provides a total of twelve forward and twelve reverse speeds courtesy of two ranges. Six gears are within the 4-12km/hr typical fieldwork range, while maximum speed is 40km/hr, and 30 km/h on MF 4700 ST models.

The right speed for each job is easily selected using gear levers that are within easy reach, yet positioned neatly to the driver's hand, ensuring an unimpeded passage when mounting/dismounting. A single-plate, dry-type clutch is easy to operate and simple to service.

Super Creeper option is also available when the lowest speeds, down to 140m/hr\*, are required for the job in hand (not available on ST models).

\* at 1400 rev/min with 16.9R34 tyres and 12x12

### Why is the transmission so easy to operate?



Moving between forward and reverse at field headlands or around the yard, or when hooking up implements, is made easy with a mechanical synchronised shuttle lever.

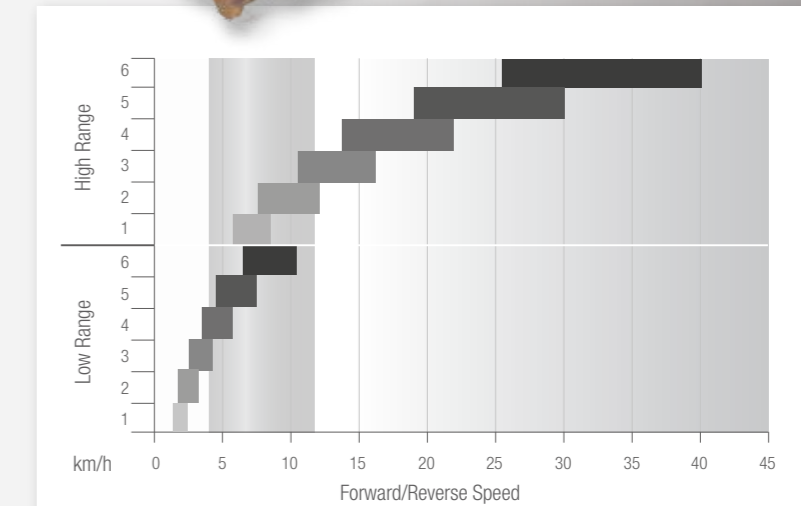



The optional left hand Power-Control lever provides convenient three-in-one, straightforward operation through the state of the art transmission. The operator can shuttle between forward and reverse and select neutral. For greater accuracy, shuttle responsiveness can be adjusted using the Comfort Control selector, the ultimate combination for working with a front loader.

This option comes with a clutch control button on the speed change lever allowing you to change gear without using the clutch pedal.



As the transmission is new, Massey Ferguson's engineers have been able to design the clutch pedal lever operation with customer comfort in mind. This new design allows a lower effort so that shifting becomes as smooth as in any modern car.



- 12x12 Transmission
- 40 km/h Normal Max Speed
  - 16.9-30 Rear tyres
  - 6 gears in main field range
  - From 4 to 12 km/h

Diagram illustrates the field working ranges for the MF 4700 range



## Hydraulics & PTO - Power any implement for any application

The key to reliable, heavy-duty machinery is to choose a tractor that meets the requirements of today's modern implements and utilizes them to their full potential within a wide range of agricultural applications. There is no limit to the range of powered equipment that can be put to work behind the MF 4700, MF 5700 and MF 6700 Series tractors.

Since 1936, we have always been industry leader when it comes to linkage power and hydraulic capability. Massey Ferguson's three-point linkage is the finest example of productivity, power and responsiveness, for the operator in the field. But we have never rested on our laurels when it comes to ensuring our systems meet and exceed the requirements of the very latest implements.

### Simple and efficient hydraulic system

A simple open-centre hydraulic system, powered by two gear pumps, one pump provides all the internal services, whilst the 65 litres/min pump (MF 4700) or 98 litres/min (MF 5700 and MF 6700) allows the electronically-controlled rear linkage to lift respectively 3,000kg, 4,300kg or 5,200 kg.

### New 100 litre 'Combined' flow option

On the MF 5700 and MF 6700, 98 litres/min oil flow is achieved at the press of a button, a higher flow is made available to give extra speed and power for loader operation.

2 spool valves as standard, and a 3rd as an option

In addition, this oil flow is also available via the two standard auxiliary spool valves to operate implement hydraulic functions while operating the steering. A must to have when turning on headlands.

A third spool valve is available as an option to power more demanding implements.



New 98 litres/min 'Combined' flow option at the press of a button

	Hydraulic systems			
	Internal service	Auxiliary Base	Spool valves	Lift capacity
<b>MF 4700</b>	27 l/min	65 l/min	2 standard 1 optional	3,000 kg
<b>MF 5700</b>	33l/min	58 l/mn supplying rear linkage + 40 l/mn supplying spool valve The two pumps can be combined to supply 98 l/min to spool valves (eg : Loader)		4,300 kg
<b>MF 6700</b>				5,200 kg

### High efficiency direct drive PTO

All MF 4700 Models are fitted with a 35mm/six-spline PTO shaft providing 540 or 540E PTO speeds.

The MF 5700 Series is equipped with a 540/540E PTO as standard with an optional 1000. The MF 6700 Series is provided with 540/540E/1000, with a 540/540E or 540/1000 option. A 21 spline shaft is an option with the 1000 PTO.

Control is via a modern independent PTO (IPTO) clutch, which is engaged electro-hydraulically and 'eases' the engagement, to protect the driveline by gradually taking up the drive. This well-proven control system combines utmost reliability with ease of use and is controlled simply using a three-position rocker-switch on the operator station. The electronics controls the rate of engagement for more reliability – smoother, regulated, adjusted for the optimum rate of engagement to provide a reliable engagement of the PTO whatever the engine speed and the size of the implement.

As well as activating the PTO, the three-position switch has an off position, in which the shaft can be turned, as well as a 'braked on' that prevents it moving in, for example, transport situations.



PTO engagement remains electro-hydraulic using the same 3-position safety switch (On, Off and Lock/brake).



Advanced ELC controls

### Highly specified three-point linkage with Electronic Linkage Control (ELC)

The rear linkage has been optimised specifically to complement this size of tractor.

It boasts an impressive lift capacity of 3,000 kg on the MF 4700, 4,300kg on the MF 5700 and 5,200 kg on the MF 6700, in order that heavy-mounted equipment can be lifted with ease.

It comes with the industry leading Electronic Linkage Control (ELC) as standard. The system provides precise and responsive control of linkage functions ensuring accurate management of working depth for soil engaging implements plus working height for other implements. It brings more responsiveness and accuracy because the electrics operate immediately – this means that the draft reacts accurately to ensure maximum traction at all times to minimise wheel slip and fuel consumption.

### Smooth and accurate controls

MF 4700, MF 5700 and MF 6700 comes as standard with a standard linkage control including up/down function and draft control. An advanced version is available adding extra functions: rate of drop setting, maximum height setting, linkage suspension and quick soil engagement.



#### ELC (Electronic Linkage Control)

1. Electronic linkage adjustment dial
2. Electronic linkage control
3. Electronic control box
4. Electronic/hydraulic control valve
5. Position Sensor
6. Draft sensor in top link for MF 4700 and MF 5700, in the lower arms for MF 6700.
7. Three point linkage
8. Optional linkage controls on fenders



### Robust & modern rear axle

The MF 4700, MF 5700 and MF 6700 tractors are built for hard work and to meet these demands they are equipped with the same modern, rugged rear axles as the latest advanced MF 5600 and MF 5700 S Series.

The rugged three-point linkage's maximum lift capacity of up to 5,200kg enables these tractors to handle modern implements with ease. Special linkage arm sensors provide accurate and reliable draft and position control through Massey Ferguson's well proven electronic hitch control (ELC).

The heavy duty, structural axle casting design contains new inboard reduction units, which employ epicyclic gears for the final speed reduction. These amplify torque to ensure maximum engine power is transmitted to the ground to maximise traction and performance.

All Essential Variants are equipped with oil-immersed multi-disc brakes, mounted at the in-board side of the axle for maximum braking efficiency on the shafts.





## The most welcoming place to work

Straightforward, practical design makes operation easy

From the origins of the brand, the Massey Ferguson Operator Environment is renowned for excellence and the MF 4700, MF 5700 and MF 6700 are no exception. What is important for high horsepower tractors such as the MF 8700 S (270-400hp) is also important for lower horsepower and lower specification tractors, because we know that your MF 4700, MF 5700 or MF 6700 could be the flagship tractor on your farm. As part of the Massey Ferguson DNA we will never compromise on operator comfort. Our particular formula of focusing on every detail turns driving into a unique farming experience.

A tractor that has been designed with simplicity of operation at its heart doesn't have to have a basic operator environment. Designed from the outset with an emphasis on comfort and ease of use, the MF 4700, MF 5700 and MF 6700 Series tractors make hard work a pleasure.

Grab rails mounted outside the operator station (MF 4700 platform versions) or on the large opening doors provide easy access to the steps, mounted directly to the machine, while a low transmission tunnel on the MF 4700 Series or a totally flat cab floor on the MF 5700 and MF 6700 Series creates the most spacious operator environment on the market. Pillar to pillar distance is 1300 mm.

Once seated, manually-operated controls are sited in the most ergonomic positions, making them comfortable to operate and reliable over the course of many thousands of tractor hours.



Making the tractor your own



### Cab Version

The Cab version sets a new standard in terms of Operator Comfort in this tractor sector with ultimate all-round visibility and ergonomics.



### Platform Version

The platform version offers great operator comfort and ease of use for the operator.



## Highlights


- Unrivalled 360° visibility for optimum comfort and safety at work
- The largest cab available in the market - Compact outside yet excessively roomy outside with large access on both sides
- Best in class ergonomics - everything you need is exactly where you would expect it. All controls are at your fingertips and allow precise and easy operations





**Pendant Pedals**  
For clutch and brake.  
For optimal comfort  
and low pedal effort.

**Easy shifting**  
The mechanical shuttle lever  
fitted on ST variants is ideal for  
basic loader work



**Modern Dashboard**  
A mix of digital and analogue  
displays provide you with all the  
information you need at a glance.

**Effortless Movement**  
The Power Shuttle is unique to  
Massey Ferguson and provides  
state-of-the-art fingertip control  
- ideal for front loader work.

**Range Lever**  
Conveniently positioned  
to the left of the operator

**Ergonomic & Modern Platform Version**

A platform version that has been designed with simplicity of operation at its heart doesn't have to have a basic operator environment. Designed from the outset with an emphasis on comfort and ease of use, the Global Series platform versions make hard work a pleasure. Grab rails mounted outside the operator station provide easy access to the footsteps, mounted directly to the machine, while a low transmission tunnel creates a spacious platform. Once seated, manually-operated controls are sited in the most ergonomic positions, making them comfortable to operate and reliable even over the course of many thousands of tractor hours.

**Integrated Joystick**  
Supplied with an optional factory fitted  
integrated joystick, our loader ready  
option seamlessly provides optimum  
working efficiency.


**Gear lever**  
Conveniently positioned for ease of use.  
Six speed full synchronised gear box.

**Essential version**  
Features an enclosed  
operator platform with  
pendant mounted  
pedals and full width  
rubber mat providing  
further comfort.

**Power Control Lever**  
The optional Power  
Control lever with Comfort  
Control, providing state-  
of-the-art effortless  
fingertip control over  
forward and reverse  
movements.

Electronic switches  
for activation of  
4WD and PTO

Lever operated  
electronic rear  
linkage control





**Easy shuttling**

The optional Power Control lever allows clutching and shuttling at your fingertips with Comfort Control, providing effortless control - ideal for frequent loader work. The mechanical lever fitted on ST variants is ideal for basic loader work.

**All in the right place**

The right-hand pillar houses less frequently used switches that are still an integral part of the working day. Here you will find the work lights, the rear windscreen wiper, the ELC panel and the starter key.

**Large window for 360° visibility**

For optimum efficiency and safety

**Spool valves**

Two valves to cover most of the applications

**Hand throttle**

**Gear and range levers**

Ease of shifting gears thanks to latest technology from the automotive industry. Shifting gear is now as smooth as in your car.

# The best working conditions the 12x12 transmission models

## Straightforward, practical design makes operation easy

We know you are likely to spend many hours of your working day inside the cab of your MF 4700, MF 5700 or MF 6700 tractor. As such, we've paid special attention to designing an interior that is both practical and comfortable.

From the ergonomically crafted right-hand side console and controls, to the smartly positioned gear and range levers and functional dashboard, nothing is missing to make your long and hard day very productive with less fatigue and more output.

**The dashboard - All you need to see, to focus on the job**

Clear, bright instruments sit within a slim dashboard and show vital operating information.



**The Advanced Dashboard** displays Engine and PTO speeds, service intervals, fuel consumption, distance travelled, area worked, oil temperature, tractor hours and service information.



**Complete 360° visibility**  
Class leading cabin space, combined with ergonomic layouts, easily navigated controls and premium handling, the Global Series cabin offers the operator 360° visibility for optimum comfort and safety at work.

# Operate your loader the Massey Ferguson way

When you purchase a Massey Ferguson loader with your new MF 4700, MF 5700 or MF 6700 tractor, it can be specified fully loader-ready to accept a Massey Ferguson loader. Your tractor will come complete from the factory with the loader subframe, designed for maximum manoeuvrability and easy maintenance access, already built on so that it forms an integral part of the machine.

The mechanical loader joystick especially designed for those tractors is perfectly ergonomic.

You will enjoy superb visibility thanks to profiled bonnet and dash profiles. The optional High Visibility roof improves vision of loads at height, and is particularly useful when stacking bales, for example.



**Comfort Control roller switch**  
PowerControl lever option : Shuttle responsiveness can be adjusted according to speed of change required to really match the handling job in hand



### Loader operation

'Mechanical Multifunction' joystick main functions:

- A. Lift
- B. Lower
- C. Fill
- D. Dump


Combined functions:

- A/C. Lift and fill
- A/D. Lift and dump
- B/C. Lower and fill
- B/D. Lower and dump - bucket adjustment to horizontal position



Visio roof with FOPS





MF 4700	●	-	-	
MF 5700	-	●	●	
MF 6700	-	●	●	
Lift height to pivot pin	m	3.4	3.7	3.9
Lift capacity to 1.5m height - 800mm from Pivot Pin	Kg	1560	1710	1890

MF 4700	-	-	-	-	
MF 5700 **	●	●	●	●	
MF 6700 **	●	●	●	●	
Maximum Lift Height - Measured at Pivot Pin	m	3.79	4.06	4.02	4.06
Maximum Dump Angle at Maximum height	deg	58	54	54	54
Maximum Rollback Angle at ground	deg	48	48	50.5	48
Lift Capacity to 1.5m height - At Pivot Pin	kg	2310	2470	1780	2090
Breakout Force - At Pivot Pin	kg	2640	2890	2040	2460
Breakout Force - 800mm from Pivot Pin	kg	1850	2070	1910	2290
Rollback Force at 1,5m Height	kg	3340	3380	3400	3430
Digging Depth	mm	153	154	173	154

Utility Range				
With parallel linkage				
	MF 936X	MF 946X	MF 956X	
	●	-	-	
	-	●	●	
	-	●	●	
Lift height to pivot pin	m	3.4	3.7	3.9
Lift capacity to 1.5m height - 800mm from Pivot Pin	Kg	1560	1710	1890

	Without parallel linkage (NZ ONLY)		With parallel linkage		
	MF FL.3723	MF FL.4125	MF FL.4018	MF FL.4121	
	-	-	-	-	
	●	●	●	●	
	●	●	●	●	
Maximum Lift Height - Measured at Pivot Pin	m	3.79	4.06	4.02	4.06
Maximum Dump Angle at Maximum height	deg	58	54	54	54
Maximum Rollback Angle at ground	deg	48	48	50.5	48
Lift Capacity to 1.5m height - At Pivot Pin	kg	2310	2470	1780	2090
Breakout Force - At Pivot Pin	kg	2640	2890	2040	2460
Breakout Force - 800mm from Pivot Pin	kg	1850	2070	1910	2290
Rollback Force at 1,5m Height	kg	3340	3380	3400	3430
Digging Depth	mm	153	154	173	154



# Highlights

- A flexible range for a wide variety of applications
- Optional mechanical joystick
- Highest Visibility thanks to the smart design of the bonnet and the dashboard
- Factory fitted loader subframe for optimum performance of your all-purpose tractor
- High hydraulic flow : 65 l/min on the MF 4700, and up to 98 l/min combined flow on MF 5700 and MF 6700 models
- Optimum manoeuvrability and access to maintenance operation
- Optional High visibility roof with Falling Object Protection (FOPS)
- Excellent manoeuvrability including tight turning angles and rapid response from engine and hydraulics



Slim bonnet and profile dashboard provides outstanding front visibility



# Standard and optional equipment

Whichever sector you're in, make the tractor your own

	MF 4700		MF 5700		MF 6700	
	Platform	Cab version	Platform	Cab version	Platform	Cab version
<b>Engine</b>						
3.3L AGCO Power 3cyl, mechanical injection	○	○	-	-	-	-
3.3L AGCO Power 3cyl, common rail (MF 4709 only)	○	○	-	-	-	-
4.4L AGCO Power 4cyl, mechanical injection	-	-	●	●	●	●
<b>Transmission</b>						
Mechanical 12x12	○	●	●	●	●	●
Powershuttle	○	●	●	●	●	●
Comfort control	○	●	●	●	●	●
Declutch control on transmission lever	○	●	●	●	●	●
Creeper	○	○	○	○	○	○
<b>Cab/Platform</b>						
Isolated semi platform	●	-	-	-	-	-
Large cab low position (2 doors easy access)	-	●	-	-	-	-
Large cab flat floor (2 doors easy access)	-	-	-	●	-	●
Flat floor platform	-	-	●	-	●	-
Fenders extensions	○	○	○	○	○	○
Air conditioning	-	○	-	○	-	○
High vis roof for loader operation	-	○	-	○	-	○
Fixed steering column	○	-	-	-	-	-
Tilt steering column	○	-	●	-	●	-
Dual adjustment steering column (tilting & telescopic)	-	●	-	●	-	●
Mechanical seat	●	-	●	-	●	-
Pneumatic seat	-	●	-	●	-	●
Passenger seat	-	○	-	○	-	○
Roof worklights (front & rear)	-	●	-	●	-	●
Additional worklights	-	○	-	○	-	○
Advanced performance monitor	○	●	●	●	●	●
Toolbox	●	●	●	●	●	●

	MF 4700		MF 5700		MF 6700	
	Platform	Cab version	Platform	Cab version	Platform	Cab version
<b>Hydraulics</b>						
Independent auxiliary pump	●	●	●	●	●	●
2 mechanical spool valves	●	●	●	●	●	●
3 mechanical spool valves	○	○	○	○	○	○
Advanced linkage control (intermix / max height / quick soil engagement / shock absorber)	-	●	-	●	-	●
Linkage control on fender, left hand side	○	-	●	-	●	-
Linkage control on fenders, both sides	-	●	-	●	-	●
<b>PTO</b>						
Independent PTO	●	●	●	●	●	●
Electro hydraulic PTO clutch	●	●	●	●	●	●
External PTO speed selection	●	●	-	-	-	-
In cab PTO speed selection	-	-	●	●	●	●
540	○	-	-	-	-	-
540/540E	○	●	●	●	○	○
540/1000	-	-	○	○	○	○
540/540E/1000	-	-	-	-	●	●
<b>Front axle</b>						
4WD	●	●	●	●	●	●
Electro hydraulic diff lock	●	●	●	●	●	●
Pivoting front fenders	○	●	○	●	○	●
<b>Additional equipment</b>						
Hydraulic trailer brake (dual line)	○	○	○	○	○	○
Isolator switch	●	●	●	●	●	●

- Not available  
 ● Standard specification  
 ○ Optional


# Specifications

	Platform version			Cab version		
	MF 4707	MF 4708	MF 4709	MF 4707	MF 4708	MF 4709
<b>Engine Performance</b>						
Max hp (kW) power @ 2000rpm	ISO hp (kW)	74 (55)	82 (61)	95 (71)	74 (55)	82 (61)
Max torque @ 1500rpm	Nm	296	342	355	312	347
<b>Engine</b>						
Type/Capacity/no. of Cylinders	AGCO Power 3.3 Litre, 3 cylinders					
Technology	Electronic injection, mechanical, 4 valves per cylinder		Electronic injection, common rail, 4 valves per cylinder	Electronic injection, mechanical, 4 valves per cylinder		Electronic injection, common rail, 4 valves per cylinder
<b>Transmission</b>						
Type/ No. of gears	Fully synchronised - 12 x 12					
Gears/ Ranges	6 x 2					
Standard Variant Shuttle	Mechanical Synchronised (ST Variants only)					
Essential Variant Shuttle	Power shuttle (comfort control & declutch button on lever)					
Min Speed @ 1400rpm	km/h	1.9				
Optional creeper gears	24 x 24 (Essential Variants only)					
Min Speed @ 1400rpm* with creeper	km/h	0.14				
<b>Power Take-off</b>						
Operation and control	Independent/Electro hydraulic control					
PTO speed @ engine rpm	540 & 1000	2000				
PTO speed @ engine rpm	540 Eco	1550				
<b>PTO shaft</b>						
Standard	6 splines					
<b>Hydraulics</b>						
Auxiliary oil flow	l/min	65 l/min supplying spoolvalves and linkage				
Max pressure	Bar	200				
<b>Rear linkage</b>						
Maximum lift capacity	kg	3000				
Standard variant lower links	Ball ends (cat 2)					
Essential variant lower links	Hook ends (cat 2)					
<b>Brakes</b>						
Type	Electro hydraulic / Oil cooled					
<b>Rear tyres</b>						
Trelleborg Radial Tyres - STD	460/85R30					
Optional	420/85R30 - 480/70R34 - 540/65R34					
<b>Capacities</b>						
Fuel tank capacity	105			120		
Option	82 (ST variants only)					
<b>Weight</b>						
kg	3100		3900			

\* Manufacturer's testing

# Dimensions

## MF 4700 Platform



A – Overall length from front weight frame to rear linkage arms - mm	4067
B – Wheelbase - mm	2250
Turning circle* - mm	3900
C – Height to top of canopy	2590
D – Width min - mm	1795
E – Maximum ground clearance - mm	450

\* Depends on settings \*\* Standard configuration including fuel and driver (75 kg)

## MF 4700 Cab




A – Overall length from front weight frame to rear linkage arms - mm	4067
B – Wheelbase - mm	2250
Turning circle* - mm	3900
C – Height to top of Standard roof	2580
D – Width min - mm	1820
E – Maximum ground clearance - mm	450

Every effort has been made to ensure that the information contained in this publication is as accurate and current as possible. However, inaccuracies, errors or omissions may occur and details of the specifications may be changed at any time without notice. Therefore, all specifications should be confirmed with your Massey Ferguson Dealer or Distributor prior to any purchase.

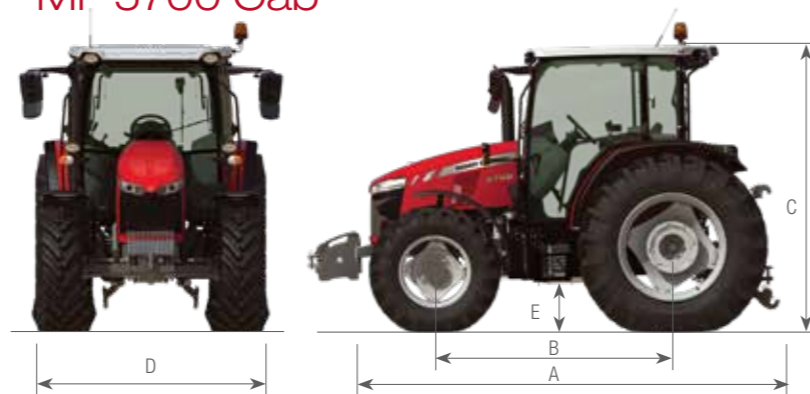
For even greater productivity a range of optional equipment is available. For full details please consult your local Massey Ferguson dealer.

## MF 5700 Platform



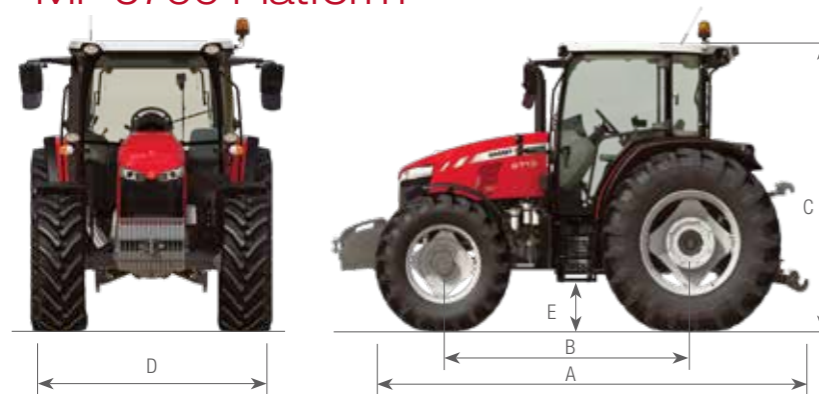
A – Overall length from front weight frame to rear linkage arms - mm	4305
B – Wheelbase - mm	2430
Turning circle* - mm	4500
C – Height to top of Standard roof	2780
D – Width min - mm	1795
E – Maximum ground clearance - mm	470

## MF 5700 Cab



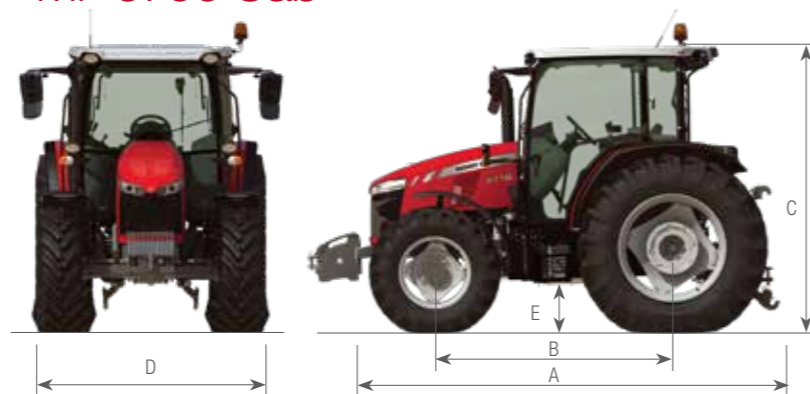
A – Overall length from front weight frame to rear linkage arms - mm	4305
B – Wheelbase - mm	2430
Turning circle* - mm	4500
C – Height to top of Standard roof	2740
D – Width min - mm	1820
E – Maximum ground clearance - mm	470

## MF 6700 Platform



A – Overall length from front weight frame to rear linkage arms - mm	4305
B – Wheelbase - mm	2500
Turning circle* - mm	4500
C – Height to top of Standard	2820
D – Width min - mm	1795
E – Maximum ground clearance - mm	520

## MF 6700 Cab



A – Overall length from front weight frame to rear linkage arms - mm	4305
B – Wheelbase - mm	2500
Turning circle* - mm	4500
C – Height to top of Standard roof	2780
D – Width min - mm	1821
E – Maximum ground clearance - mm	520

		<b>Platform version</b>					<b>Cab version</b>				
		MF 5709	MF 5710	MF 6711	MF 6712	MF 6713	MF 5709	MF 5710	MF 6711	MF 6712	MF 6713
<b>Engine Performance</b>											
Max hp (kW) power @ 2000rpm											
Max torque @ 1600rpm											
<b>Engine</b>											
Type/Capacity/no. of Cylinders		AGCO Power 4.4 Litres, 4 cylinders									
Technology		Electronic injection, mechanical, 4 valves per cylinder									
<b>Transmission</b>											
Type/ No. of gears		12 x 12									
Gears/ Ranges		6 x 2									
Shuttle		Power Shuttle (Comfort control & declutch button on lever)									
Min Speed @ 1400rpm		1.26					1.30				
Optional creeper gears		24 x 24									
Min Speed @ 1400rpm* with creeper		0.09					0.14				
<b>Power Take-off</b>											
Operation and control		Independent/Electro hydraulic control									
Standard PTO speeds		540/540E		540/540E/1000			540/540E		540/540E/1000		
Optional PTO speeds		540/1000		540/1000-540/540E			540/1000		540/1000-540/540E		
PTO speed @ engine rpm		540 & 1000					2000				
PTO speed @ engine rpm		540 Eco					1550				
<b>PTO shaft</b>											
Standard		6 splines									
Optional		6 & 21 splines									
<b>Hydraulics</b>											
Max oil flow - Stage 1		33 l/min supplying steering brakes, diff lock, PTO, 4WD									
Standard max oil flow - Stage 2		58 l/min supplying rear linkage + 40 l/min supplying spoolvalve									
		The two pumps can be combined to supply 98 l/min to spoolvalves (eg: Loader)									
Combined flow control		Fully automatic (Electrical switch in Cab)									
Max pressure		200									
Standard spoolvalves / Optional spoolvalves		2 / 3									
<b>Rear linkage</b>											
Maximum lift capacity		4,300		5,200			4,300		5200		
Lower links		Hook ends (cat 2)		Hook ends (cat 3)			Hook ends (cat 2)		Hook ends (cat 3)		
<b>Brakes</b>											
Type		Electro hydraulic / Oil cooled									
<b>Rear tyres</b>											
Standard		460/85R34		460/85R38			460/85R34		460/85R38		
Optional		420/85R34 - 480/70R34 - 540/65R34		420/85R34 - 480/75R34 - 540/65R34 340/85R38			420/85R34 - 480/70R34 - 540/65R34 - 340/85R38		420/85R34 - 480/70R34 - 540/65R34 - 340/85R38		
		340/85R38 - 420/85R38 - 480/70R38		420/85R38 - 480/70R38 540/65R38 - 520/70R38			340/85R38 - 420/85R38		420/85R38 - 480/70R38 / 540/65R38 - 520/70R38		
		540/65R38		600/65R38			480/70R38 - 540/65R38		600/65R38		
<b>Capacities</b>											
Fuel tank capacity		170					210				
<b>Weight</b>											
		4070					4230				
							4400				
							4500				





**MASSEY FERGUSON**  
**A world of experience. Working with you.**



Web: [www.MasseyFerguson.com.au](http://www.MasseyFerguson.com.au)

Facebook: [www.Facebook.com/MasseyFergusonGlobal](http://www.Facebook.com/MasseyFergusonGlobal)

Twitter: [Twitter.com/MF\\_EAME](https://twitter.com/MF_EAME)

Instagram: [Instagram.com/MasseyFergusonGlobal](https://www.instagram.com/MasseyFergusonGlobal)

YouTube: [www.YouTube.com/MasseyFergusonGlobal](http://www.YouTube.com/MasseyFergusonGlobal)

Blog: [Blog.MasseyFerguson.com](http://Blog.MasseyFerguson.com)



MASSEY FERGUSON® is a worldwide brand of AGCO.  
© AGCO Limited. 2019 | A-A-16459/1017 | English/1017V2

